

Welcome to Year 11 Information Evening

Thursday 11th
September 2025



The logo for Oasis Academy Coulsdon is located in the top left corner. It consists of a green square with a white circle containing a smaller white circle, followed by the word "Oasis" in white. Below this is a dark blue banner with the words "Academy" and "Coulsdon" in white.

Oasis

Academy
Coulsdon

A large, hand-drawn green circle with a textured, brush-stroke appearance, centered on the page. It frames the text in the center.

**Mr Gordon
Head of
Year 11**

The Year 11 Team

11LD – Ms Diesch – Teacher of Science

11IF – Mr Falvey – Head of Science

11MH – Mr Hadley – Head of English

11EHO – Ms Hooper- 2ic of Science

11JB – Ms Billings – Head of Maths

11JT – Ms Tonks – 2ic of Maths

Deputy Principal – Mr Hodges

SEN Link - Ms Gillman

SENCO – Ms Elvin



Attendance

- Studies show that just a 5% drop in attendance can lead to a student getting a whole grade lower for their final GCSE mark.
- Studies show there is a direct correlation between good attendance and good exam results.
- The average attendance of students who achieved 5 or more 9s - 4s GCSEs including Maths and English, last year, was **96.7 %**.

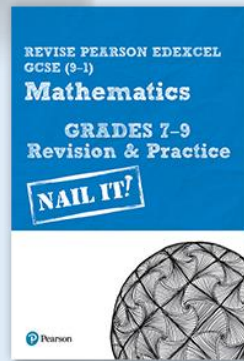




Attendance

Attendance is something we are always asked to provide when completing references for all post 16 applications.

Colleges, 6th forms and employers always look for reliable people with excellent attendance and punctuality.

Punctuality affects your attendance!

Being Organised



Pen

Green Pen

Ruler

Pencil

Calculator

Protractor

IPad

POST-16



"Only compare yourself to the you of yesterday"

Class of 2026

Careers Support

NEXT STEPS FOR SUCCESS



- Careers Advisor – All students to receive one 50min session during the year.
- Support for selected students through careers sessions with Ms Kenison
- Tailored mentor time sessions focusing on colleges and support.
- After school support for applications and questions.
- SEND Support.



Dates for open events.

Please
make
sure you
book!

COLLEGE	DATE
East Surrey College	4 th October 2025 12 th November 2025 10 th March 2026
Coulsdon College	4th October 2025 27th November 2025 24th March 2026
Reigate College	30 th September 2025 2 nd October 2025 6 th October 2025
Croydon College	1 st October 2025
<u>John Ruskin College</u>	18 th October 2025 19 th November 2025 12 th February 2026 24 th June 2026
NESCOT College	11th October 2025 19th November 2025 3rd March 2026 13th May 2026
<u>Carshalton College</u>	15 th October 2025 15 th November 2025
Warlingham <u>Sixth</u> Form	1 st October 2025

Checklist of What to look out for / ask.



CAREERS AND LINKS TO UNIVERSITIES




WHAT ARE THE ENTRY REQUIREMENTS



HOW IS THE COURSE ASSESSED?



HOW DOES ONE COURSE / SUBJECT IN ONE COLLEGE DIFFER TO ANOTHER?



SUPPORT – SEN, PASTORAL AND ACADEMIC



EXTRA CURRICULAR EVENTS AND ACTIVITIES



YOU ARE THE "CONSUMER"



LOOK AT RESULTS FROM 2024

The logo for Oasis Academy Coulsdon is located in the top left corner. It consists of a green square with a white circle containing a smaller white circle, followed by the word "Oasis" in white. Below this is a dark blue banner with the words "Academy" and "Coulsdon" in white.

Oasis

Academy
Coulsdon

A large, hand-drawn style green circle with a textured, brush-stroke appearance, centered on the page. It contains the text for Mr. Hodges.

Mr Hodges
Deputy
Principal

“The journey of a million miles...”



Intervention

There will be numerous intervention opportunities

Before school: **Maths 5** 07:45 - 08:20 in the diner.

Lunchtimes over the course of the year

After school **Mon, Tue** and **Thur**.

Students will be invited to the after-school interventions.

If students are not invited to intervention, there are core lectures delivered in the Agora by the heads of those departments.

Revision

Currently about **two** hours a day

Things to consider

Space: Free of clutter, comfortable to sit at, distraction free.

Resources: Revision guides, stationery, calculator, revision cards etc.

Breaks: We all need breaks from study. The mind can focus for roughly 20 minutes at a time. A break could simply be walking around for 5 minutes and sitting back down.

Revision Timetable

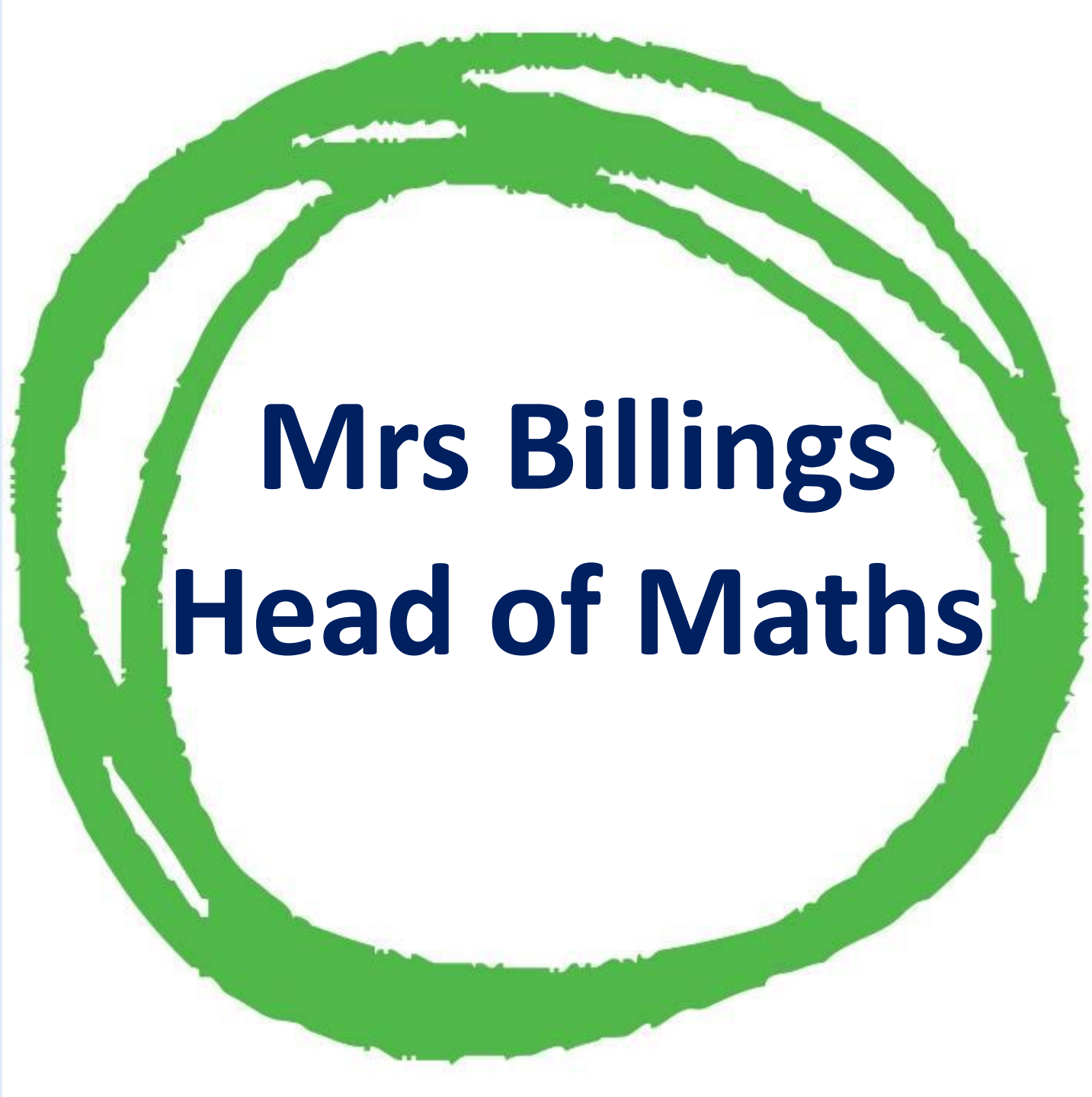
If aiming to study for **two** hours and taking away a 60 minute intervention, this leaves 60 minutes to revise independently.

The revision timetable below provides a suggestion as to which days to study certain subjects.

Monday	Tuesday	Wednesday	Thursday	Friday	Saturday	Sunday
Option A	English	Option B	Maths	Option C	Science	RE
					Option D	English, Maths or Science

Mocks

- Autumn mocks 5th November – 27th November
- **Six school weeks until mocks**
- Spring mocks 19th February- 1st March 2024



Mrs Billings
Head of Maths

Steps to Success

- Ensure that you know how to use your calculator.
- **Learn the formulas that will not be given in the exam.**
- Use your revision guide, workbook and maths websites from the beginning.
- Complete all given homework.
- Make it second nature. **Practise, practise** and **practise** some more!
- Make sure that you ask for help.

INTERVENTIONS

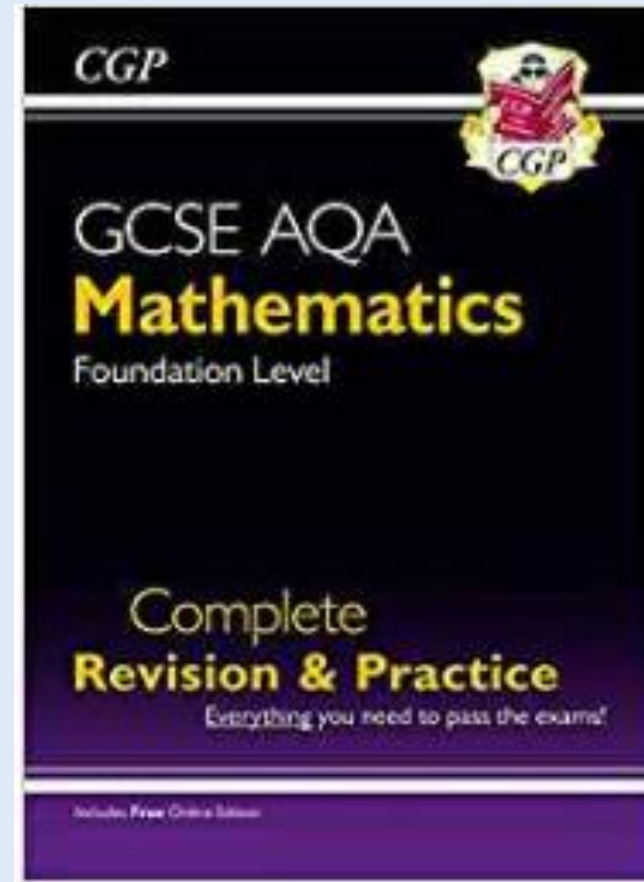
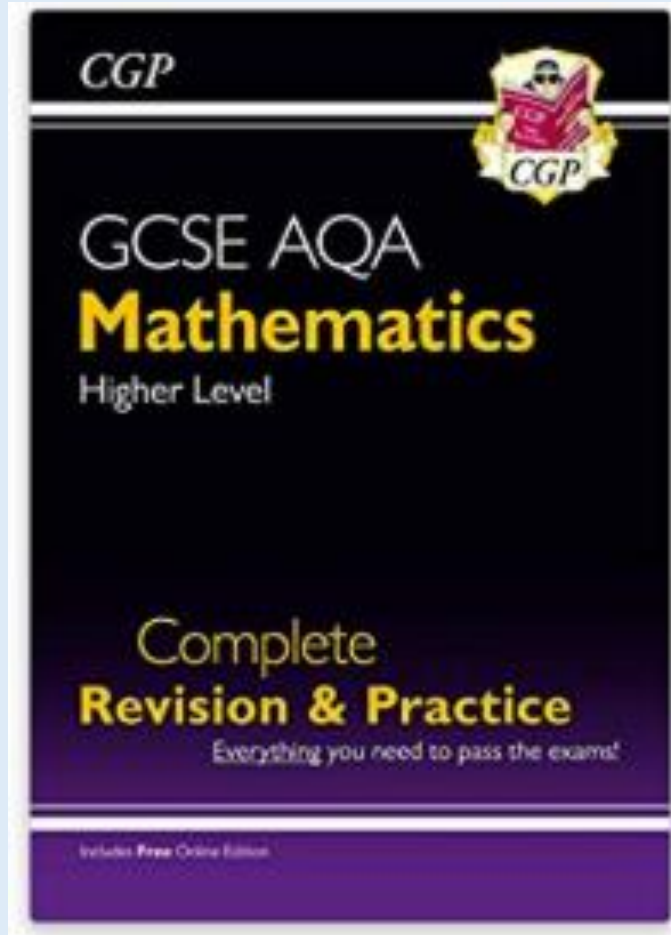
Before School Every day: Diner – 7.45am. Draw every morning, every week, every half term.

Lunchtime: Timetable will come up in the run up to the mocks.

After School: Tuesday – small groups of students
Thursday – lecture in agora

During School: tuition with Mrs Patel and Mr Ashwell

Revision guide and Practice



Questions, Questions, Questions...

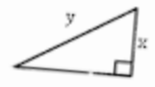
© www.mathsworksheets.co.uk

20. Use your calculator to work out

- $\sqrt{(59+67)}$ to 2 decimal places
- π^2 when $\pi = 4.25$ to 1 decimal place
- $\frac{1}{0.35}$ to 1 decimal place
- $\frac{16.5 \times 8.2}{2.9 \times 7.2}$
write down all the figures on your calculator display
- the cubed root of 243
- 6.4 cubed to 1 decimal.

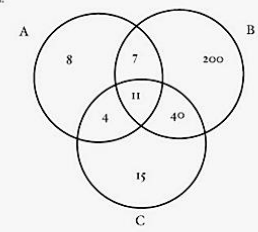
$z_1 = 6 + 8i$
 $z_2 = 3 + pi$
 where p is an integer.
 (a) Find $\frac{z_2}{z_1}$ in the form $a + ib$, where a and b are integers
 (b) find the value of p .
 Given that $\arg\left(\frac{z_2}{z_1}\right) = \frac{\pi}{4}$,

4. What is the area of the triangle shown below?



- $\frac{xy}{2}$
- $\frac{x(y-x)^2}{2}$
- $\frac{\sqrt{y^2-x^2}}{2x}$
- $\frac{x\sqrt{y^2-x^2}}{2}$
- None of these

19. The Venn diagram below concerns the numbers of children who are pupils at a mixed school.



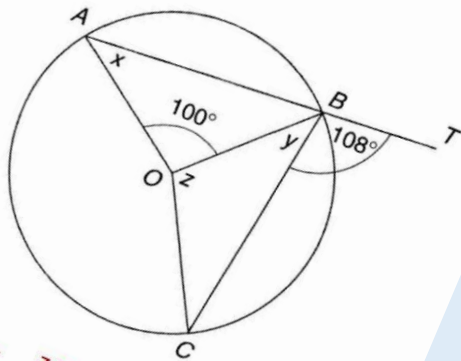
A = {pupils in form 1A};
 B = {boys};
 C = {pupils who cycle to school}

The numbers shown indicate the number of pupils in each set. For example, there are 30 children in form 1A. Calculate the number of

- girls in form 1A,
- pupils who cycle to school,
- boys who do not cycle to school,
- boys in form 1A who cycle to school.

Answers (i) _____
 (ii) _____
 (iii) _____
 (iv) _____

The diagram shows a circle with centre O and angle AOB = 100° and angle CBT = 108°.
 Find the size of the labelled angles.



Answers: $x =$ _____ $y =$ _____ $z =$ _____

Sparx Maths



Equipment

Pen


Pencil

Ruler

Sharpener

Protractor

Scientific calculator





Key contacts

Head of Maths

Mrs Juliet Billings

Juliet.Billings@oasiscoulsdon.org

Second in Charge

Miss Jackie Tonks

Jackie.Tonks@oasiscoulsdon.org

The logo for Oasis Academy Coulsdon is located in the top left corner. It consists of a green square with a white circle containing a smaller white circle, followed by the word "Oasis" in white. Below this is a dark blue banner with the text "Academy Coulsdon" in white.

Oasis

Academy
Coulsdon

A large, hand-drawn green circle with a textured, brush-stroke appearance surrounds the central text.

Mr Hadley
Head of
English

English Literature – Revision Strategies

1. An Inspector Calls Knowledge Organiser

1.1. *Test your child on important contextual details of the play, asking them to explain “in more detail” the importance of each detail.*

1.2. *Quiz your child on key quotations for each character*

1.3 *Quiz your child on key vocab that is pertinent to each character*

1.3. *Ask your child to circle the important words/phrases in each quotation and explain how the language contributes to their understanding of the character and the play.*

1.4. *Time your child to complete short writing tasks, using prepared writing frames in the organiser*

English Literature – Revision Strategies

2. Power and Conflict Poetry Knowledge Organiser

2.1. *Read key summaries of each poem*

2.2. *Test your child on key moments of each poem studied.*

2.3. *Ask your child to identify the “big ideas” of the poems*

2.4 *Ask them to circle the most important words in the quotation and explain how they contribute to their understanding of the themes*

2.5 *Watch the YouTube walkthroughs of some of the key poems, encouraging your child to create mind maps like as seen in the video*

2.6 *Time your child to complete short “Zoom” exercises, where they practice writing about the different meanings created by language in key quotations from the poems.*

English Literature – Revision Strategies

3. Unseen Poetry Knowledge Organiser

3.1. Quiz your child on vocabulary list

3.2 Read a selection of poems to your child

3.3 Use the discussion prompts to help students comprehension of the poems content and themes

3.4 Read articles and watch videos with child on the featured poets in the Knowledge Organiser.

3.5 Time your child in completing a response based using the writing frame in the document.

English Language – Revision Strategies

4. English Language

4.1 *Quiz your child on versatile vocabulary*

4.2 *Quiz your child on the timings of each question*

4.3 *Reading the sources with your child and ask them to write down what each paragraph focuses on. Student make short notes while reading.*

4.4 *Reading examples of answers for each question, asking your child to identify reasons why one example would get higher marks in the exam.*

4.5 *Timing your child to complete a response*

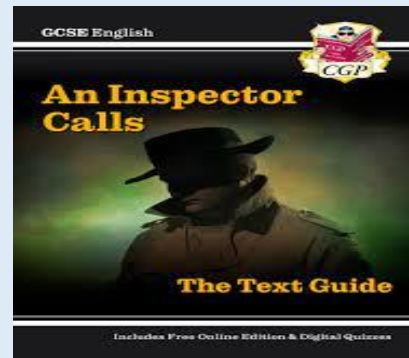

4.6. *Use the checklist to assess whether students has met the criteria for each question*

Revision Guides

Although everything is provided in the way of texts, revision materials and in lesson – some students find revision guides useful to consolidate and further their readings.

There are a plethora available – check online or WH Smith.

CGP and York Notes are good!:



Online materials

- The internet is a wonderful resource for the enquiring mind. It is also fantastic for English revisions. Everything you could possibly want is available but it can be daunting and difficult to negotiate.
- The English department will be specific in where the students should head and what to watch, make note of and prepare:

Mr Bruff:



The logo for Oasis Academy Coulsdon is located in the top left corner. It consists of a green square with a white circle containing a smaller white circle, followed by the word "Oasis" in white. Below this, a dark blue banner contains the words "Academy" and "Coulsdon" in white.

Oasis

Academy
Coulsdon

A large, hand-drawn green circle with a textured, brush-stroke appearance is centered on the page. It frames the text in the center.

Mr Falvey
Head of
Science

Combined Science

Combined Science - worth 2 GCSEs

2 Biology, 2 Chemistry and 2 Physics papers (1h 10m each)

All 6 papers combined to make grades

Classes – 11x2, 11x3, 11y1, 11y2, 11y3


Separate Science

Triple Science - worth 3 GCSEs

2 Biology, 2 Chemistry and 2 Physics papers (1h 45m each)

2 Biology papers combined to make Biology grade, etc.

Classes – 11x1



What does revision look like in Science?

- Knowledge is fundamental in Science.
- Flash cards are the quickest and easiest way to embed knowledge. They can be made while using the revision guide.
- Once knowledge is secure, exam practice can follow.

Steps to success

- Revision guide, revision guide, revision guide.
- Regular bite-size chunks of knowledge revision is vital.
- When knowledge becomes secure, move to exam practice.





Contact

Head of Science

Ian Falvey

Ian.Falvey@oasiscoulsdon.org